



WOODCHIPS

Sawdust & Woodchips Woodworking Association
www.sawdustwoodchips.org

August 2017
Volume 26, Issue 8

THIS MONTH'S EVENTS! IT'S A DOUBLE MONTH!

The Wednesday, August 2nd meeting of the Sawdust & Woodchips Woodworking Association will feature **Bruce Meissner**. Bruce will be demonstrating bent lamination.

What is bent lamination? Bent lamination is the process of bending many thin parts together and holding them in a desired shape until the glue between them dries. Once dry, the resulting part will hold its shape and you can use it for a project. Bruce will provide further information and demonstrate how it is done at the August 2nd meeting.

As usual, you are welcome to bring others who might be interested in learning – just be sure to sign them in! Please join us at this meeting! Don't forget our meetings are held in the **Community Room** at the **Belgium Cold Springs Fire Department's Station 1** at **7920 River Road, Baldwinsville**.

The meeting is a great time for you to (1) sign-up for the annual family picnic and (2) sign up to help demonstrate at the New York State Fair. Details about both are on page 3 of this newsletter.

What else? We will have our regular *Show & Tell* session and maybe start a tool raffle. The raffles have not been successful lately so we wonder if they are needed.

Please don't hesitate to bring in your latest projects for the **Show & Tell**. Just try to keep your talk about your projects short. Remember, Barbara has challenged EACH member to present at least one piece in *Show & Tell* during 2017. If your latest project is too large to bring to a meeting, a photograph will also work.

We hope you will join us on **Wednesday, August 2nd at the Belgium Cold Springs Fire Station 1 Community Room**. **Don Vanderveer**, our Mr. Hospitality, will welcome any snacks you are willing to bring and any help you are willing to give! ✂

IMPORTANT NOTICE: The County is working on John Glenn Blvd between Farrell Rd and Rt. 370. If you come to the meetings using that route, I would suggest you consider rerouting yourself. For instance, come thru Liverpool up Rt. 370 or if you live east or along the 81 corridor, take Rt. 481 to Rt. 31 (Exit 12). Take a left onto Rt. 31. Drive approx. 3.5 miles to River Road (the 10th traffic light). Turn left onto River Road & head south 2 miles to the fire house.

Monthly Meeting Information

Wednesday

August 2, 2017

BENT LAMINATION

with Bruce Meissner

Reminder: Meeting starts at 6:30pm and is held at the Belgium Cold Springs Fire Station 1 Community Room, 7920 River Road, just southeast of Baldwinsville. Directions are on the back page and on the website

ANNUAL FAMILY PICNIC

Saturday

August 5, 2017

1 pm till 4pm

At the FIREHOUSE

Belgium Cold Springs Fire Station 1
Community Room
7920 River Road

Bring a Dish to Pass – No Charge

See Page 3 for Details

Sign-Up at Meeting or by Phone/Email

Bring Projects for Instant Gallery

PRESIDENT'S CORNER



It's not raining and the forecast is calling for a great weekend! Finally!

We had a great event on Saturday when John Anderson joined us to demonstrate how lumber is made. One long time member said, "This is really great! I really appreciate being able to learn!" I believe there were very few who left without wood even though there are still about a dozen logs that did not get cut. Charlie and I hope everyone who attended enjoyed themselves.

There's only 1 meeting left before our **ANNUAL FAMILY PICNIC**. This is a fun, relaxing event; a nice way to spend a Saturday afternoon in August. The date is August 5th. We start assembling about 1pm and eat about 1:30pm. There will be space for an instant gallery so plan to bring in a few projects to display. Please take 5 minutes to sign-up at the meeting.

Besides the annual family picnic, the next big event for our club is the annual New York State Fair. During this annual event, members spend time demonstrating woodworking the old fashioned way – with no power tools. We also do a lot of talking with the public. We sell nothing. We are located in the Witter Agricultural Museum and have the club workbench, spring pole lathe, treadle scrollsaw, John Meloling's shaving horse, and Bob Casey's Shaker weaving jig. We welcome you to bring a project with you to work on, work on equipment we have, and suggest projects that can be done while there. We may have what you need there, but may not so plan accordingly. The sign-up sheet will be at the front desk at the meeting. Be sure to take a few minutes to schedule yourself. If you have a project you want to work on, please indicate so on the sign-up.

Hey, we still need a topic for our September meeting. No one came up with an idea yet. With the change in plans for June, we need to fill in. Got ideas? If not, you never know what it will be. Please talk to a Board member. They are listed on the right. While you are thinking, we need to start planning for 2018. What topics do you want to cover? Who do you want to see give a talk in 2018?

Do you sell your products? The Onondaga Woodcarvers are looking for more woodworkers to fill their show and sale on September 23 & 24 at Beaver Lake Nature Center. The table fee is \$25 per 6' or 8' table. Sam Lupo is the coordinator and can be reached at (315) 254-7168 or slupo1@msn.com. The deadline is September 15th.

I hope each of you has your projects done for the New York State Fair competition. Remember, you drop off your projects starting on Thursday, Friday, and Saturday, August 3-5 from 9am to 4pm at the Women's Building on the Fairgrounds.

I know we won't see everyone at summer meetings due to vacations. I hope everyone stays safe!

Well it is time to close. *Keep on creating!*

Barbara ✂

NEW MEMBERS & VISITORS

SWWA's membership for 2017 is at 156. **Neal Johnson** of Oswego joined at our July meeting. We had just one registered visitor in July, **Bill Donaghou** of Baldwinsville. Of course, we also had members of the Central New York Woodturners. Welcome to all.

Remember, for those folks who have yet to renew, their membership has lapsed and they will not receive a newsletter. If you know of someone who says they missed their newsletter or who is interested in the club and should receive a newsletter, please notify Barbara. ✂

MEMBERSHIP INFORMATION

SWWA's membership runs the calendar year with renewals due each year by March 15th and **half-price memberships** available in July. The cost of membership remains the same; first time single members pay \$28 which includes a name badge and single renewals are \$25. You can also select a couples membership for \$41 initially (includes 2 name badges) and \$35 for renewals.

Whenever possible, newsletters are sent by email which means it arrives quicker, in color, and at a lower cost to the club. We do still send the newsletter by mail if members do not have an email address and have newsletters available at most meetings.

Our membership application is also available at most meetings and the website – www.sawdustwoodchips.org. We ask that when completing the newsletter you print clearly so our database is accurate. At the bottom is a liability statement that we ask that you sign on a yearly basis to financially protect the SWWA membership. When joining or renewing, it is not enough just to send a check; we need the completed and signed form as well. **Send all forms to our treasurer: Mark Baumes, 169 Edgehill Road, Syracuse, NY 13224.** Please, do not send cash. ✂

OFFICERS & BOARD OF DIRECTORS – 2017

President:	Barbara Raymond-LaPrease	638-1217
Vice President:	Charlie LaPrease	315-638-1217
Secretary:	Tony Baleno	315-492-2795
Treasurer:	Mark Baumes	315-730-9027
Special Events:	Bob Casey	315-263-9228
Board Member:	Rod Castle	315-638-2659
Board Member:	Wilbur Chatterton	315-387-3559
Board Member:	Terry Dote	315-839-5828
Board Member:	Mic Jenkins	315-635-7661
Board Member:	Bruce Meissner	315-699-3671
Board Member:	John Meloling	315-638-1153
Board Member:	Bud Millis	315-498-0984
Board Member:	Peter Oster	315-685-1542
Board Member:	Roland Pearson	315-488-3643
Board Member:	David Peckham	315-682-2774
Board Member:	Bruce Swift	315-622-2685
Board Member:	Paul Tennant	315-676-3469
Board Member:	Don Vanderveer	315-635-6409

REMINDER!**WOODWORKING ANNUAL
FAMILY PICNIC**

**Saturday, August 5th
1 pm to 4pm**



Sign-ups continue at the August meeting.

This is always a **FREE** & FUN event!

Bring something for the buffet table

A salad, an appetizer, a dessert – whatever.

Bring your own table setup (plate, utensils, etc.).

The club provides roasted pork and turkey with rolls and drinks.

We will have our usual *Instant Gallery* also!

The CNY Woodturners are also invited to join us.

PLEASE HELP US AT THE NYS FAIR – AUG 23-SEP 4

Your Help is needed! **The CLUB – not a very small group of individuals** – demonstrates old fashioned woodworking and TALKS with the fairgoers during the NYS Fair. No experience is necessary; just a willingness to talk.



We demonstrate in the Witter Agricultural Museum which is located across from the Coliseum along *restaurant row*. You can take the bus or you will be provided with parking in the gray lot which is on the northeast end of the fairgrounds.

There are MANY, MANY gaps in the current schedule. WE NEED TO FILL THOSE GAPS ASAP!

What can you do? **ANYTHING**. Our club workbench will be there along with the treadle scrollsaw, spring pole lathe, and shaving horse. You can bring a project to work on – maybe make a box with hand cut dovetails OR bring a board you want to plane down – or just bring yourself and work on the equipment we have. The key is, you cannot use electric powered tools in the Museum.

Please contact Barbara either via email – barbchas@twcny.rr.com – or via phone – 315-638-1217 or at the August 2nd meeting or August 5th picnic. She needs to know (a) when you are volunteering (b) if you need parking, and (c) what you are planning to work on. If you need to drop off materials, you can do it before 9am each day or during move-in on Sunday, August 20th (we start at 1pm).

JULY'S MEETING RECAP!

Members of the Sawdust & Woodchips Woodworking Association gathered on Wednesday, July 12th for their monthly meeting in the Community Room at Station One of the Belgium Cold Springs Fire Department. The meeting was a joint meeting with the Central New York Woodturners due to the holiday. As such, about 80 people attended the meeting.

Rod Castle was the demonstrator. He discussed and demonstrated how he creates his Crush Grind peppermills as well as how he achieves designs in his blanks. Thanks Rod for the great demo!

We had quite a full *Show & Tell* because it was a combined event. It was as usual, a fun and enlightening event!




Bob Casey showed a Shaker child's chair he's working on as an entry for the NYS Fair. He used the chair to demonstrate a jig he constructed to help him assemble the chair which has different angles between its front and back. He also showed a chair obtained free by Charlie that he wove and will be used at the Fair.



We've all heard of PVC pipe but **Bruce Swift** introduced us to PVC board with the bird feeder he showed. Bruce noted that each board has 2 possible finishes, a smooth side and a woodgrain type side so plan accordingly if you are using it. He noted that the Board is quite pricey and paintable but available at both Lowes and Home Depot.



Mel Taber showed a maple burl bowl with a turquoise inlay and lacquer finish. After turning the initial bowl, he hogged out the rest with a grinder to create a beautiful piece. Mel sells most of his pieces; however his wife, Sue, appropriated this bowl for his collection.



At 5 years of age, **Ian Potter** decided he needed to understand why turning consumes daddy. With his mother's help, he turned a box elder lamp spindle with an ambrosia maple base. The piece is finished with Danish oil and wipe-on poly.

Traditionally, turning requires a lathe but **Mike Vecellio** doesn't yet have a lathe. Instead he uses a drill press to turn. This evening he showed 2 pens, one of padauk, and the other in a herringbone pattern of walnut and maple. He used a CA glue finish.



Mic Jenkins is one of the *grandfather* members who regularly builds pieces for the *kids and grandkids*. The



cherry, walnut, and spalted maple trinket box he showed was a graduation gift. He created a unique knob for the box after researching knobs on the internet.

Mic introduced **Bill Donaghou** who is on the Board of McHarrie's Legacy, the Baldwinsville historic preservation group that manages the Schacksboro School House Museum. He showed the old sign that needs replacement and asked for help. Barbara will lead the effort to create a new sign.



John Wyman recently began turning. He bought a lathe and some tools. He showed his first real turning, a chess piece. Nice job John.



Bill Keller recently relocated from New Hampshire to the area. As a long distance member he often attended the Shaker box workshop held in March. He showed a box made as an advanced

attendee – a dual banded box. The outer band of the box is two bands, one cherry and one maple with fingers on both sides.

John McCabe's been traveling. After his first AAW conference he headed off to Marrakesh, Morocco so he's had limited time to turn. He did show a cherry bowl with Hampshire Sheen finish.



Our newest member, **Neal Johnson** showed a small maple bowl he made from a slab he'd had bagged for a year.



We all spill things. When it is dye a spill can be very messy. **Heather Muckley** showed a small dropper bottle that can hold your dyes and allow more precise mixing. They are available at the Art Store which is located at 935 Erie Blvd East, just west of Lodi St.

Paul Zinzer recently acquired a pallet of "exotic" wood. He asked the audience for help identifying the wood. For those that do not realize it, "exotic" woods to those of us

living in the Northeast is often "local" wood in the areas where they grow (like cherry and maple are to us). As such, when items are shipped from that area, the pallets are made of their local woods.



Steve Grossman recently visited Hawaii for his 40th wedding anniversary. While there he sought out and acquired 2 pieces of Koa that he carried back on the plane. He also showed a recent product from our local dust collection manufacturer, Oneida Air. The product is the Universal Router Hood which sells for \$29.99. You can order directly from Oneida and pickup at their facility at 1001 West Fayette Street. The hood was awarded the 2017 AWFS Visionary Award at the recent show in Las Vegas. Visit Oneida Air's website, www.oneida-air.com. Last, Steve showed a marble slide toy he created for his granddaughter.



Bill Noroski is a proud grandfather with kids all over. His grandson is in Japan and has a daughter. Recently, he received an animated photo that struck his fancy. He translated that photo into a photo display that can stand on a desk or shelf. Of course, everyone wanted one so he made a few. Bill also showed a unique instrument that he called a carrot clarinet. He found on You Tube and made it using jigs and fixtures as he



doesn't own a lathe. He needed help with finishing it and **Jim Yonkers** offered to help.


Speaking of **Jim Yonkers**, he showed another unique piece, his latest bird collection, this one on a piece of driftwood. The birds are made from pear and osage orange. The nest in the center is the broken piece from Dick Parker’s June turning demonstration. The feathers are from Bass Pro and usually are used to make fishing flies.



The turning challenge for July required that folks hollow a piece without using a jig. They could use a tool. But **Robert Love** did not have tools so he made them, adding cherry handles to the hardened tool steel he purchased from Abrasive Tool Corp at 111 Leo Ave in Syracuse.



Wes Swayze was looking for a way to clamp his glue ups, especially those to create Celtic knots in the wood. As a member of the American Association of Woodturners (AAW), he turned to their online publication, *Woodturning FUNDamentals*. Inside their November 2016 issue he found an article “Celtic Knot Beer Capper” by Jim Eagleton. The article referred to a glue-up jig by Dan Moerman. Wes created that jig which he showed at the meeting.



Another great *Show & Tell* that covered a wide variety of techniques!



SCROLLING INTEREST GROUP MEETING

Meeting Night: Third Wednesday of Jan. / Mar. / May / Sep. / Nov. at 6:30 pm

Next Meeting: Wednesday, September 20th at the Belgium Cold Springs Station 1

Topic: Your Summer Scrolling– Bring at Least One!

Challenge: One or Two Newly Scrolled Pieces!

Also: Show & Tell & Woodworking Questions Answered

The Scrolling Interest Group is on summer hiatus. Their next meeting will be on Wednesday, September 20th **Peter Breese** has offered to teach the group how to make the wind twister he showed at the May meeting. We will be providing copies of the pattern so that everyone can make their own for November (yep a Challenge!). Also at the September meeting we will review your summer scrolling projects! See you in September! ✂

CLUB CLOTHING

Our club clothing sale will continue in August. **Paul Tennant** will have a table setup in the back of the room with his stock. The table right shows the items he has for sale. If you want something special, contact him directly. His contact information is (315) 676-3469 patennant@yahoo.com. ✂

Golf shirt w/pocket – M, L, X, or XL	\$21
Golf shirt w/pocket – 2XL or larger	\$23
T Shirts w/pocket – M, L, X, or XL	\$13
T Shirts w/pocket – 2XL or larger	\$15
Baseball Caps	\$12
Aprons	\$18

REMINDER


Remember you get out of an organization what you put in to it. We still need your help!

What do we need?

- ❖ **We need** a couple members to step up to learn how to operate the camera system. *Bruce Swift pulled together the system, wrote the procedures, and debugged issues. He needs to step aside. As of January, if there is no one to step up to learn, there will no longer be a camera system.*
- ❖ **We need** members to arrive early to help setup the room.
- ❖ **We need** members to schedule a day to demonstrate at the NYS Fair.
- ❖ **We need** members to suggest topics for future meetings.
- ❖ **We need** members to help when we have outside events

These are the things we need now.

What can you help with?



SPECIAL EVENT – WOODMIZER DEMONSTRATION

John Anderson did another great job on Saturday, July 22nd cutting up about 20 logs. For those that don't know, John is an Army veteran, retiring in 1991 from Fort Drum. Along with his wife who is a veterinarian, he now owns and manages Lake Effect Farm near Watertown. As an additional *job*, John uses his portable Wood-Mizer to process logs for woodworkers and also creates various wooden projects. Everyone who attended left with wood. Thanks again, John.



12th Annual Woodworker's Challenge

November 1st Meeting

Competition in 7 Categories – *Accessories, Furniture, Scrolled, Toys, Turned, Carved & Sculpted, & What Not*

Plus *Best in Show*

What Will You Enter?

CASH PRIZES!

- RULES:**
- [1] Open to members only (you must join *before* the November meeting)
 - [2] You may enter only one project per category
 - [3] No kit-based projects.

SPECIAL EVENT NATIONAL SPEAKER April 7 & 8, 2018

Our speaker will be **Matt Kenney** from *Fine Woodworking* magazine. Details will be provided later.

You can read about Matt on his website MEKwoodworks.com. The class will be hands-on, not just a weekend demo. Matt and Bob are working on the details now and when we have it finalized we will let you know. The Board is calculating the class charge. Start saving your money for what should be a special weekend!

CLUB BADGES

We've found someone to make our badges. If you are a member without one, Mark should have them now. The new badges are wood. If you want to order a new one, prepay \$9 to Mark Baumes, our treasurer. Each badge comes with two options for attachment – pin or magnetic.

SWWA CALENDAR OF EVENTS

September 6 – TBD	October 4 – Stations of the Club
November 1 – 12 th Woodworker's Challenge	December 7 (Thursday) – Annual Holiday Party

Other Important Dates:

Saturday, August 5 – Woodworkers Annual Family Picnic – 1-4pm @ firehouse

Wednesday, August 23–Monday, September 4 – NYS Fair Woodworking Demos

Saturday & Sunday, November 4-5 – Ornament Sales @ Manlius Historical Society's Fine Arts & Craft Festival, Eagle Hill Middle School, Manlius

Saturday & Sunday, December 9 & 10 – Ornament Sales @ St. Rose's Church, North Syracuse



COMMUNITY BULLETIN BOARD

FOR SALE: Powermatic Model 90 Lathe with 3 face plates. 220V 700lbs. Photos available. Can deliver for fee. Contact Mike Arnold at (315)391-3558 or amike4088@gmail.com.

WANTED: Roommate to share room at 2018 NWA Showcase for Friday and Saturday nights. Contact Bob Casey at (315)263-9228 or woodnutbob@hotmail.com or chat with me at meeting!

FOR SALE: Solid Steel Craftsman 10" table saw with extensions and stand. Includes extra blade and blade guard. \$200.00 or BO. Contact Alan Woodruff at (315)451-9161

FOR SALE: ShopSabre CNC Router, one year old. Cut area is 30" x 40", Z clearance 5", travel speed 600 IPM, drive technology XYZ ball screw, Vectric Software, 3.25 HP, rolling table. Used very little. Come and look at it and we can talk. Lots of extras possible. Contact Mel Taber at (315)487-7855 or mtaber3@verizon.net.

FOR SALE: Parks industrial Planer, 12" Direct drive off the motor, cast iron bed, on mobile base. \$200; **Delta / Rockwell Radial Arm Saw** 10" blade. \$100; **Sears wood/coal furnace**, \$200; **Grizzly 6" Jointer Model G1182** with mobile base 1hp, 110v/220v, 13amp, 2 sets of knives, 4" dust port. \$350. Contact Kevin Rawlings at (315) 396-9763 or hostaguy@gmail.com

FOR SALE: Craftsman 10" Table Saw w/extensions, solid steel, extra throat plate, push sticks, blade guard. \$250 Contact Linda at (315) 622-2918 or kiwicrafts@gmail.com.

FOR SALE: Grizzly 6" Jointer Model G1182 with mobile base 1hp, 110v/220v, 13amp, 2 sets of knives, 4" dust port. \$350. Contact Kevin Rawlings at 315-396-9763 or hostaguy@gmail.com

FOR SALE: Hawk Model 226VS 26" Scroll Saw with Foot Switch and Magnifying Light. \$1200.00 new & used very little. Make me an offer. Contact Mel Taber, 487-7855 or mtaber3@verizon.net

FOR SALE: Craftsman 8 inch Bench Grinder with 5/8 arbor, 1hp motor. \$70. Contact Bob Silberman at (607) 257-0939 or rsilbermantwcnny.rr.com.

FOR SALE: Jet 1014 Mini Lathe & stand. Barely used. \$425. Contact Bob Ireland at rireland@twcnny.rr.com if interested or if you have questions.

FOR SALE: Used bench vises. Good quality, commercial grade. Price \$50 to \$75 each. For more info, email Bud Millis at emillis@twcnny.rr.com or call (315) 297-7525.

FOR SALE: Earlex 5500 HVLP Spray Unit includes extra needle, cleaning kit, small tool box for parts, 1 gal & 1 quart Target Water Base Lacquer, 1 gal Target Water Base Sanding Sealer. **Now \$240.** All new & purchased for >\$400. Contact Bob Henry at (585) 323-1166 or bbhny@yahoo.com

FOR SALE: LUMBER – Kiln & Air Dried Hardwoods (PA cherry, chestnut, maple, white oak, butternut, etc.) and some softwoods available. Also Black Walnut and English Walnut slabs available. For more details, email Bud Millis at emillis@twcnny.rr.com or call (315) 297-7525.

FOR SALE: Dry and fresh cut hardwoods and pine. Call for pricing. Contact John Anderson (315) 408-6030 or mcoolcows@aol.com

Club Deal – Woodline – 10% discount off advertised prices for all products. Call (800) 472-6950 to order and identify yourself as an SWWA member. Check www.woodline.com for product info. Password - *sawdust*

Club Deal – Klingspor – 10% discount off all non-powered merchandise in catalog. Call (800) 228-0000 and identify yourself as an SWWA member. Check www.woodworkingshop.com for product info.

Memphis Hardwood Lumber – Situated on the bank of the Old Erie Canal, over 40 species of domestic and exotic hardwoods. See www.memphishardwoodlumber.com for more information. Custom engraving is also available. They are located at **6535 Church St, Memphis, NY** and open M-F 8am–4pm. Call for Sat. appointments. (315)689-3949

Lakeshore Hardwoods – Specializing in KILN DRIED hardwood for Cabinet Makers, Furniture Makers, Woodworkers, and Hobbyists. Many thicknesses and lengths available including thin stock and turning squares. Visit www.lakeshorehardwoods.com for more information. Call Brian Leary at (315) 298-6407 for the **Main Store**, 30 minutes north, **just south of Pulaski at 266 Manwaring Road**. Open Mon-Thurs 8am-5pm, Fri 8am-4pm, & Sat 9am-2pm. Brian has a **Satellite Store** at 191 West Main St (Route 96) in Victor, NY (585) 869-5118. Open Tues-Fri 9am-5pm & Sat 9am-3pm.

Snacks – The club provides coffee and purchased snacks for meetings. **Don Vanderveer leads the hospitality committee but he can always need help! Please consider stepping up!** Your homemade goodies are always welcome but we welcome every food donation! For those of you who have generously brought food during the past year, we thank you. ✨



Sawdust & Woodchips Woodworking Association
c/o Mrs. Barbara Raymond-LaPrease, President
barbchas@twcny.rr.com
3409 Patchett Road – Eight Acres Event Center
Baldwinsville, NY 13027

TO:

NEXT MEETING

WHEN: **Wednesday, August 2, 2017**
Meeting starts at 6:30pm
Gathering starts at 5:30pm

WHERE: **Community Room @**
Belgium Cold Springs Fire
Dept. Station One
7920 River Road
Baldwinsville, NY 13027

WHAT: **BENT LAMINATION**

WHO: **BRUCE MEISSNER**

**DON'T
FORGET**

**YOUR
SHOW & TELL**

Directions from Syracuse & Suburbs to *Station One of Belgium Cold Springs Fire Dept.*

Take 690 West to John Glen Blvd. Take John Glen to RT 370/Cold Springs Road. Make a left at the traffic light. Travel 1 mile to River Rd ["Cold Springs"], turn right on River. Travel 2 miles to the firehouse. Park in the lot on the north side of the firehouse or on the streets (one side only). **DO NOT PARK IN FRONT OF THE FIREHOUSE DOORS.**

Alternate route – Take Rt 370 through Liverpool and when you cross over John Glenn Blvd, use directions above.

The website has a map and more directions. Check it out.

See you there!