



# WOODCHIPS

Sawdust & Woodchips Woodworking Association  
www.sawdustwoodchips.org

May 2017  
Volume 26, Issue 5

## THIS MONTH'S EVENT!

The Wednesday, May 3<sup>rd</sup> meeting of the Sawdust & Woodchips Woodworking Association will be our annual **Swap Meet & Auction**. At this meeting attendees can purchase treasures others are discarding via one of two ways – during the **Swap Meet** which starts at **5pm** or during the **WOOD Auction** which starts at **7pm**. This event is a great way to pass along items in your shop that you don't need to others who may need them and get cash for them! So get busy ... clean out those shops ... bring the tools, accessories, magazines, and even wood that you are not using on **May 3<sup>rd</sup>** and sell them to your fellow woodworkers during either part of the meeting!

This year, we are doing things a bit different. The **Auction** will be for **WOOD ONLY**. The **Swap Meet** is where tools will be sold. This change was a Board decision that was made due to complaints that the auction lasted too long.

For the **Swap Meet**, you put your "wares" on a table starting at 4:30 and sell starting at 5pm. For the **Auction**, put wood in the front of the room and register to sell with Barbara. **Please tag each piece (or group) of wood in the auction with your name, stating whether the cash goes to you or the club, and whether you have a minimum for the sale.** You are encouraged to bring items but if they don't sell, you must take them home. The club is not responsible for unsold item disposal.

If you are buying, don't forget your **CASH** to pay for items you buy. We do not take credit cards but can take checks. This event is open to members, guests, and the public, so tell everyone you know. For members, there is a 10% per item sales commission, to a maximum of \$5; whereas for guests the commission on sales is 10% with no maximum. You can also donate your sales to the club!

As you arrive for the evening, come to the table where Barbara is setup to register and obtain a bid number before the auction starts. You must have a bid number to purchase items. We also ask that you register that you are selling items so she can update the system to show sellers and make checkout easier.

As usual, you are welcome to bring others who might be interested in participating – just be sure to sign them in! Don't forget our meetings are held in the **Community Room** at the **Belgium Cold Springs Fire Department's Station 1** at 7920 River Road, Baldwinsville.

Monthly Meeting Information  
**Wednesday**  
**May 3, 2017**

## ANNUAL SWAP MEET & AUCTION

Swap Meet Setup Starts at 4:45pm

Swap Meet 5-6:45pm

SWWA Meeting 6:45-7pm

Auction 7pm until it's all gone

**MEMBERS & GUESTS ARE ALL WELCOME**  
**SEE MORE DETAILS ON PAGE 3**

**Reminder: Event starts at 5pm and is held at the Belgium Cold Springs Fire Station 1 Community Room, 7920 River Road, just southeast of Baldwinsville. Directions are on the back page and on the website**

We hope you will join us on **Wednesday, May 3<sup>rd</sup> at the Belgium Cold Springs Fire Station 1 Community Room**. Remember, **Don Vanderveer**, our Mr. Hospitality, will welcome any snacks you are willing to bring and any help you are willing to give! ✂

**Speaking of Checkout** ... Please **try** to wait until the end to check out. If people are checking out while the auction continues, then it gets confusing and some items get put into the system wrong.

**NOTE:** We will **NOT** have a Show & Tell session so we can concentrate on the evening's activities. We will have a very short business meeting between the Swap Meet & Auction.

## PRESIDENT'S CORNER



We mowed much of the lawn the other day so I guess it is officially spring! Also, the gardens are starting to pop and show me the weeds that need to be removed. I guess it is time to get working in the dryer areas! Welcome spring and goodbye snow!

Charlie and I were among the 45 or so members and friends that ventured to Saratoga Springs for the annual Showcase/Totally Turning sponsored by the Northeastern Woodworker's Association. They did a good job as usual but seemed to have fewer volunteers this year. They may need to step back and perform a critical review to insure the event continues to be excellent in the future. Bob's *On the Road* didn't fit into this newsletter due to our large Show & Tell session in April.

Thanks go out to Dave Eichorn who enlightened us on the whys and wherefores of humidity at our April meeting. I suspect he will continue to join us at meetings as time allows and will bring pieces to talk about also!

Remember that this upcoming meeting on May 3<sup>rd</sup> is our Annual Auction & Swap Meet. Plan to bring any unwanted tools for the Swap Meet which starts at 5pm. Starting at 7pm until it's done, we will have a wood only auction. We don't know if that will work, but we hope so! If you have wood to sell, this will be your chance!

Many of you know there are 3 woodworking clubs in CNY and there are many crossover members between the clubs. We've been exploring joining the clubs under one umbrella organization for several reasons for example to consolidate costs each endures, amalgamate strengths, and reduce confusion for people. The Boards are talking and any final decision will be made by members. We are gathering operating agreements and such from other groups but also looking at all legal and tax aspects. More to come in the future. Interested in helping, see me.

The Board will meet again on May 8<sup>th</sup>. If you have something you'd like to discuss, consider attending or brief a Board member. One topic on the agenda is securing a national demonstrator. Another is our annual activity at the NYS Fair – this year 13 days long.

What else is going on? Charlie continues to take his Officer Training class each Tuesday. Luckily the weather hasn't been good so study time out of class has been easier but with the good weather, it will be tough! We just finished dog sitting for our neighbor. Credence has no issues hanging out here and is well trained. He minds better than young children! We are planning the veggie garden but still can't till because the area is too wet. I want to get more dirt to augment it and of course Charlie says no. Who will win? Not sure.

Well it is time to close. I hope you will join us on Wednesday for our meeting! It is always fun and interesting to see what folks bring to sell and then buy!

*Keep on creating!*

Barbara ✂

## NEW MEMBERS & VISITORS

SWWA's membership for 2017 is 151 with just 32 2016 members who have yet to renew, down 10 from last month. We had no new members at the April meeting but had two registered visitors: **Tony Viglietta** of Manlius and **Kelly Witter** of Mannsville.

Remember, for those folks who have yet to renew, their membership has lapsed and they will not receive a newsletter. If you know of someone who says they missed their newsletter or who is interested in the club and should receive a newsletter, please notify Barbara. ✂

## MEMBERSHIP INFORMATION

SWWA's membership runs the calendar year with renewals due each year by March 15<sup>th</sup>. The cost of membership remains the same; first time single members pay \$28 which includes a name badge and single renewals are \$25. You can also select a couples membership for \$41 initially (includes 2 name badges) and \$35 for renewals.

Whenever possible, newsletters are sent by email which means it arrives quicker, in color, and at a lower cost to the club. We do still send the newsletter by mail if members do not have an email address and have newsletters available at most meetings.

Our membership application is also available at most meetings and the website – [www.sawdustwoodchips.org](http://www.sawdustwoodchips.org). We ask that when completing the newsletter you print clearly so our database is accurate. At the bottom is a liability statement that we ask that you sign on a yearly basis to financially protect the SWWA membership. When joining or renewing, it is not enough just to send a check; we need the completed and signed form as well. **Send all forms to our treasurer: Mark Baumes, 169 Edgehill Road, Syracuse, NY 13224.** Please, do not send cash. ✂

## OFFICERS & BOARD OF DIRECTORS – 2017

President:	<a href="#">Barbara Raymond-LaPrease</a>	638-1217
Vice President:	<a href="#">Charlie LaPrease</a>	315-638-1217
Secretary:	<a href="#">Tony Baleno</a>	315-492-2795
Treasurer:	<a href="#">Mark Baumes</a>	315-730-9027
Special Events:	<a href="#">Bob Casey</a>	315-263-9228
Board Member:	<a href="#">Rod Castle</a>	315-638-2659
Board Member:	<a href="#">Wilbur Chatterton</a>	315-387-3559
Board Member:	<a href="#">Terry Dote</a>	315-839-5828
Board Member:	<a href="#">Mic Jenkins</a>	315-635-7661
Board Member:	<a href="#">Bruce Meissner</a>	315-699-3671
Board Member:	<a href="#">John Meloling</a>	315-638-1153
Board Member:	<a href="#">Bud Millis</a>	315-498-0984
Board Member:	<a href="#">Peter Oster</a>	315-685-1542
Board Member:	<a href="#">Roland Pearson</a>	315-488-3643
Board Member:	<a href="#">David Peckham</a>	315-682-2774
Board Member:	<a href="#">Bruce Swift</a>	315-622-2685
Board Member:	<a href="#">Paul Tennant</a>	315-676-3469
Board Member:	<a href="#">Don Vanderveer</a>	315-635-6409


# SWWA 14<sup>th</sup> Annual Tool Auction & Swap Meet

**May 3, 2017**

**Swap Meet**

**Meeting**

**Auction**



**Community Room at Station 1  
Belgium Cold Springs Fire Dept.  
7920 River Road - Baldwinsville, NY**

- **Swap Meet set-up starts at 4:45 PM**
- **Swap Meet: 5:00-6:30 PM**
- **SWWA Meeting: 6:30-6:45 PM**
- **Auction: 6:45 PM until it's all gone!**



***Open to Members, Guests and the Public***

***All SWWA members and Guests are invited to bring woodworking tools, equipment and materials to this event to sell at the Swap Meet. Wood only will be sold at the Auction. Invite your friends, work colleagues and neighbors to this fun Auction.***

***No Buyer's Premiums on Auction Items***

**Sales Commission for Auctioned Items:**

**Members:** 10% per item with a maximum commission of \$5.00 on each item sold

**Guests:** 10% per item; no limit on maximum amount

All auction commissions will go to the club treasury for club activities

Owners may place a minimum bid on any item they wish to auction

Members may donate items to SWWA for auction with 100% of sale going to the club

All items to be auctioned will require labels/tags with owner name and minimum price if applicable

SWWA will provide labels if needed

All items sold "AS IS"

**All transactions will be made in CASH**



**Suggested Items for Swap Meet or Auction:**

*The things that people will be interested in include handheld power tools (routers, drills, sanders, saws, air nailers, etc), hand tools (planes, hammers, screw drivers, levels, chisels, etc), router and drill bits, saw blades, shaper bits, antique or collectible tools, finishing supplies, stationary power tools and equipment, tool boxes, cabinet hardware, screws/nails and fasteners, cords, motors, lumber (please have bundled and named), gauges, etc. We will be open to anything that is useful and related to the hobby.*

**This is a FUN event! Dig through your shelves and cabinets ... recycle !!!**

## APRIL'S MEETING RECAP!

Members of the Sawdust & Woodchips Woodworking Association met on Wednesday, April 5<sup>th</sup> for their monthly meeting in the Community Room at Station One of the Belgium Cold Springs Fire Department. About 80 people attended.

Our speaker was **Dave Eichorn**, the former Channel 9 weatherman and a fellow woodworker. Dave talked about humidity and how it relates to woodworking in a very understandable way. Thanks Dave. We hope to see you at future meetings!



Before Dave's talk, we held an unusually large *Show & Tell* session.

**Charlie LaPrease** showed the ash hook created by **Chad Dawson** following last month's bending demo. Chad built a form and bent all 6 laminations to make the hook.

**Don Vanderveer**'s youngest granddaughter will have a birthday in June. This cherry and birch plywood changing table for her American Girl Doll will be her gift from grandpa. This is the 4<sup>th</sup> piece Don's created for this lucky girl. She previously received a bed, chair, and doll carriage. The great thing? Don made this one using cutoffs from other projects! The pattern was in an old *Wood* magazine.



**Mitch Wilson** showed two projects, both of which he previously showed in progress. First, a bocote medicine cabinet he designed and constructed using a variety of techniques – French cleat drawer slips; drill press turned

knobs, drawer beading using a beading plane, pocket screws and plugs created using a new Kreg jig, etc. Mitch's second project was his completed red maple roman workbench which he created as part of a build along with **Chris Schwartz**. The workbench is finished with BLO while the medicine cabinet is finished with Tru Oil.




Our resident luthier, **Bernd Krause**, presented two recently completed dulcimers. One was a red heart, spruce, and curly maple backpacking dulcimer which is a smaller piece that could be more easily transported. The second was a courting dulcimer of walnut and spruce. Bernd revealed that he accidentally made the courting dulcimer for two left handed people. He reminded folks that you must always pay attention from start to finish when working on projects!



**Steve Flood** created the CH47 helicopter for his 4 year old grandson whose father was in Afghanistan. Made of maple and cherry, Steve modified the *Wood* magazine pattern for a 4 year old.

**Jon Haney's** 13 year old grandson visited recently and joined Jon at the annual plane making class, helping him to make the maple chisel plane pictured. He proved to be quite a woodworker and subsequently scrolled the treble clef x 5 insert for the music stand of cherry and osage orange.

**Dale Sherman** attended the Shaker box class in March and produced the five cherry and maple boxes shown in the picture. He noted that the boxes need more sanding and then he will finish their outside with shellac.



**Kevin Rawlings** showed a butternut wine crate he created based on a photo his daughter sent with the note, "Dad can you build one of these for me?" He also showed a pine Shaker silverware tray, a gift for his granddaughter's birthday. The plans were in *Popular Woodworking*.

**Barbara Raymond-LaPrease** showed the lacewood and mahogany lamp she recently completed. **Charlie** turned the cherry spindle to hide the brass tubing. Fairy lights are inside the lamp base and the shade came from Lowe's.



**John Petzke** showed a maple cutting board made from scraps, finished with mineral oil, and made with a slot at the end so a plate can be placed under to receive cuttings! Very creative!

**Frank Perkins** showed the clothes dryers last month. This month he showed the table saw jig he uses to create the tenons for the stringers.



**David Wheat** and his wife, Randy, moved into a new "old" house several years ago. They hired out most of the remodeling but he decided to tackle the interior trim. Six years later, 14 windows, 12 doors, lots of baseboard and shoe molding, he is done, much to the excitement of his wife and daughter. David showed the window trim and the router lift he created using a *Woodsmith* plan. The router lift helped him create the moldings.



Last month **Terry Dote** showed a walnut Pennsylvania Spice Cabinet made from reclaimed wood from old furniture. This month he showed a similar one that is



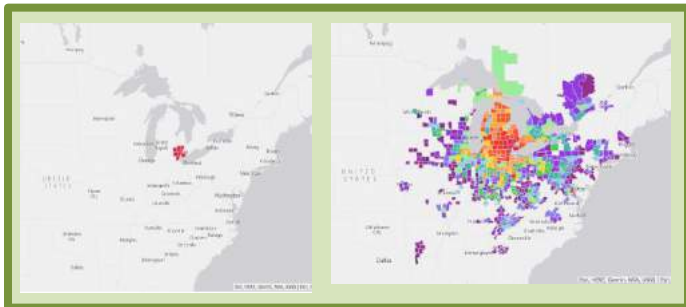
covered in burl veneer. This version is a jewelry box and like others he creates, it also was made using hand tools and contains a hidden compartment.

After all the *Show & Tell* presentations, **Bruce Swift** talked about his discoveries associated with the Emerald Ash Borer. Here is a short summary from Bruce:

The Emerald Ash Borer (EAB) is an Asian Beetle that infests and kills all species of American Ash: White, Black Green and Blue. EAB was discovered in the United States in Southeast Michigan in 2002. It is believed that EAB came to America via solid wood packing either on ships or aircraft from infested wood from Asia.

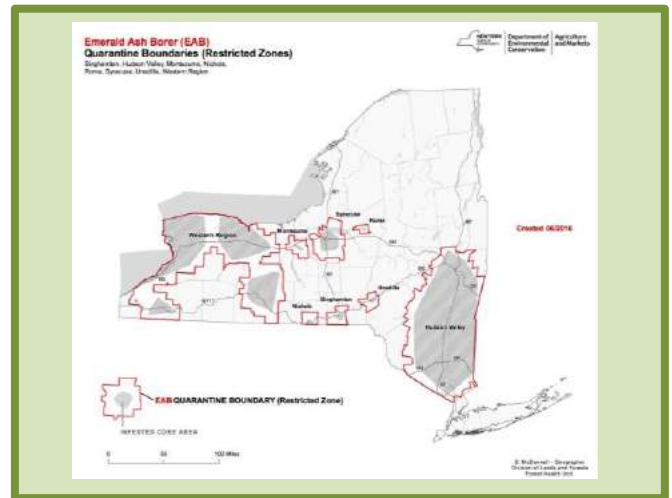
Between May and September, adult beetles mate and the females lay eggs upon the bark of ash trees. An egg cluster may be as large as 100 eggs. The eggs hatch as larvae, which bore into the cambium tissue between the outer bark and the sapwood. The larvae live for one to two years destroying the cambium tissue, which carries sugars from the leaves to the remainder of the tree. The larvae change (pupate) into sexually mature adults in April. The adults emerge from the tree, seek new foliage to feed on, mate, and the cycle begins again. Once the beetle infects a tree, the trees life span is less than four years.

Typically (80%), an adult beetle flies less than 2 miles from the pupate site. A few (20%) may travel as far as 25 miles. The largest cause of EAB spreading to uninfested areas is human movement of infested ash wood, primarily firewood. Movement of untreated firewood by campers, homeowners, and yes, woodworkers, can accelerate the spread of EAB by years. The left picture below shows the spread of EAD a year after it was first discovered in January 2003. The right picture shows the spread of EAB in January 2016.



*What can you as a woodworker or wood collector do to prevent the spread of the Emerald Ash Borer?*

First, beware that there is a restriction on the movement of all types of firewood, not just ash firewood in NYS. Firewood of any kind cannot be moved more than 50 miles from its source at any time. Second, ash wood cannot be moved out of a restrictive zone at any time. As you can see from the map below much of Central, Western and Southern NYS are part of a restriction zone.



Should you collect any of the ash wood lying around after the National Grid teams leave a neighborhood, make sure you do not move the wood from the restricted zone.

Links to more information on the Emerald Ash Borer:

NYS DEC: [www.dec.ny.gov](http://www.dec.ny.gov)

General Information: [www.emeraldashborer.info](http://www.emeraldashborer.info)



**CHALLENGE:** Don't forget that during 2017, I want to see a *Show & Tell* item from each member!



## CENTRAL NEW YORK WOODTURNERS MEETING

SWWA is not the only woodworking club in the area. For woodturners, there is a genre-specific club, the **Central New York Woodturners**. The club meets at 6:15pm on the second Wednesday of the month. The next meeting is on **Wednesday, May 10<sup>th</sup>**. It will be held in the Community Room at Belgium Cold Springs Fire Department Station 1, right where the SWWA club meets. Like SWWA meetings, they also have a featured demonstration in addition to *Show & Tell*.

The topic for the May meeting is **Turning Small Lighthouse Ornaments**. The featured demonstrator is **Don Lum**. After each meeting there is a hands-on workshop when you can turn the demo'd project or learn basic turning. Generally that workshop is the Saturday following the meeting. For May, the workshop is on Saturday, May 20<sup>th</sup> due to other commitments on May 13<sup>th</sup>. Workshops are held in Barbara & Charlie's large garage where the club houses their equipment. The website is [www.cnywoodturners.org](http://www.cnywoodturners.org). If you need more information, talk to **Charlie LaPrease** at the meeting. ✂



## SCROLLING INTEREST GROUP MEETING

**Meeting Night:** Third Wednesday of Jan. / Mar. / May / Sep. / Nov. at 6:30 pm

**Next Meeting:** Wednesday, May 17<sup>th</sup> at the *Belgium Cold Springs Station 1*

**Topic:** Tips for Scrolling – Bring at Least One!

**Challenge:** One or Two Newly Scrolled Pieces!

**Also:** Show & Tell & Woodworking Questions Answered

The Scrolling Interest Group met on Wednesday, April 19<sup>th</sup>. As usual, we had a great discussion both before the Show & Tell and during. Because this is a smaller group, there is always a lot of interaction and discussion. It is a great place to pick-up not only scrolling tips but general woodworking tips.

**Bob Henry** presented three blue pine bird pictures that he first cut then enhanced with acrylic paints. Each picture has a saw tooth hanger and was displayed on stands that



Bob modified with small knobs to allow them to display straight. The patterns came from a website called Scrollers Café

([thescrollerscafe.discussion.community](http://thescrollerscafe.discussion.community) to register).

**Tony Baleno** showed 6 items, most of which are patterns he obtained from Steve Good's Scroll Saw Workshop ([scrollsawworkshop.blogspot.com](http://scrollsawworkshop.blogspot.com)). The first was a walnut triptych of cats created from 3/8" scrap wood. He also showed a desk plaque *Simply Blessed* of cherry mounted on walnut. He used white solid surface to cut the desk plaque *Family is Forever* and mounted it to a black base. He cut a mustang head into a piece of live edge walnut, backing it with construction paper. A cherry *You Are Loved* cross was to be presented to his priest.



**Ron Bachta** was going thru old copies of *Creative Woodworks & Crafts* (the now defunct original scrolling magazine). He found the two patterns he showed – a pheasant and a loon, both of 1/2" maple with painted background. He finished each with Danish oil.



**Paul Granger** robbed **Phyllis'** wall to bring a group of crosses that he's completed recently. All are made from either maple or walnut. He uses patterns from several different artists including **Shelia Landry** and **Sue Mey**, modifying and combining them as needed.



**Bill Noroski** brought the layered picture he created of Mt. Fuji and the Tokyo Tower since several folks may not have seen it before. He lightly sanded the plywood before adhering the photo with permanent adhesive. Bill also talked of the Steve Good tilt angle gauge and showed his version as well as spoke about tools he uses to tighten the blade thumb screw. Bill has his pictures framed at Syracuse Blueprint and recently they showed him the output of their new 3D printer – a fish.



At the January meeting, **Barbara** lead a discussion about deciding how to cut a piece of fretwork. She used a wild flower pattern from White Tail Designs. **Susan Allen** cut the pattern and then used acrylic paints to paint her finished cutting. She likes gold finishes so she made it a goldfinch.



**Barbara Raymond-LaPrease**

showed a variety of pieces that she’s completed recently. She started with the beaded dragon, *Jewels of Spring*, collaboration that will be donated to an international effort to raise funds for breast cancer. Yes, those are beads – 55,776 of them! She also showed the lacewood lamp (shown on page 5), the necklace she designed, and a group of earrings she completed.



✂

### CLUB CLOTHING

Our club clothing sale is going like gangbusters! **Paul Tennant** continues to be successful with our club clothing sale. As long as you are interested, we will continue to replenish his stock. We added another item in April, T Shirts with Pockets, and they went well! He will have items for the Swap Meet portion only of the May meeting. The prices are based on the total cost of the item and then rounded up to the nearest dollar. Bring cash to the meeting! If you want colors other than what Paul has, you need to order with Paul. His contact info is (315) 676-3469 [patennant@yahoo.com](mailto:patennant@yahoo.com). ✂

Golf shirt w/pocket – M, L, X, XL	\$21
Golf shirt w/pocket – 2XL or larger	\$23
Baseball Caps	\$12
Aprons	\$18
T Shirts w/pocket – M, L, X, XL	\$13
T-Shirts w/pocket – 2XL or larger	\$15
<i>Other Items? What do you want? Let Us Know</i>	

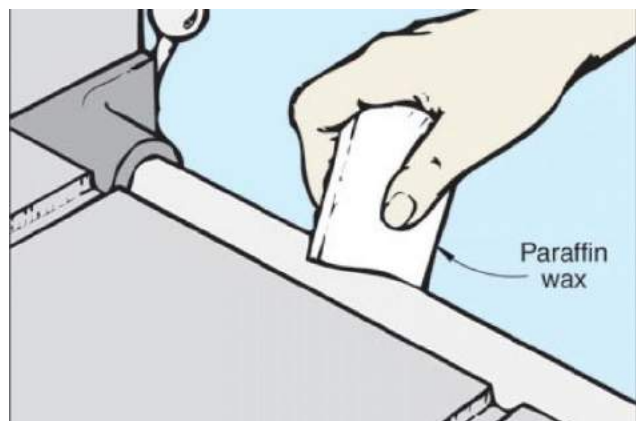


### SHOP TIME: Paraffin – How it Helps in the Shop!

<http://www.woodmagazine.com/woodworking-how-to/shop-tips/paraffin-helps-your-rip-fence-slide-smoothly>

Do you encounter sticking when fences or tools ride over metal parts? Rub a paraffin bar along the metal part to apply a thin coat of wax so it glides smoothly! Don't have paraffin? Go borrow a candle from your wife! Remember, when things stick, you are at risk of unsafe actions!

By the way, before applying wax, check for any rough areas and use some wet/dry sandpaper to clean up the roughness first.



*It's a great idea! ✂*





## COMMUNITY BULLETIN BOARD

**FOR SALE: Delta 46-541s 12" Gap Bed Variable Speed Lathe** on original metal stand. 38" between drive arbor & tailstock; 1/2 HP; multiple speeds with variable speed pulleys on headstock & additional on transfer shaft. 1" tool post; 1x8 tpi thread. \$300. Contact Charlie LaPrease, 315-720-7151 or [8acreswood@gmail.com](mailto:8acreswood@gmail.com)

**FOR SALE: Grizzly 6" Jointer Model G1182 with mobile base** 1hp, 110v/220v, 13amp, 2 sets of knives, 4" dust port. \$350. Contact Kevin Rawlings at 315-396-9763 or [hostaguy@gmail.com](mailto:hostaguy@gmail.com)

**FOR SALE: Hawk Model 226VS 26" Scroll Saw** with Foot Switch and Magnifying Light. \$1200.00 new & used very little. Make me an offer. Contact Mel Taber, 487-7855 or [mtaber3@verizon.net](mailto:mtaber3@verizon.net)

**FOR SALE: Large selection of wood** including >60bd feet of mahogany plus small selection of maple walnut, cherry & poplar. Prices negotiable. Contact Dave Mirizio at (315) 263-2341.

**FOR SALE: Craftsman 8 inch Bench Grinder** with 5/8 arbor, 1hp motor. \$70. Contact Bob Silberman at (607) 257-0939 or [rsilbermantwcnny.rr.com](http://rsilbermantwcnny.rr.com).

**FOR SALE: Jet 1014 Mini Lathe & stand.** Barely used. \$425. Contact Bob Ireland at [rireland@twcnny.rr.com](mailto:rireland@twcnny.rr.com) if interested or if you have questions.

**FOR SALE: Used bench vises.** Good quality, commercial grade. Price \$50 to \$75 each. For more info, email Bud Millis at [emillis@twcnny.rr.com](mailto:emillis@twcnny.rr.com) or call (315) 297-7525.

**FOR SALE: Jet Model 1442 Lathe.** Lightly used over 10 years. \$1000 or best offer. Contact Kris Dulmer at (315) 559-7360 or [kdulmer@hotmail.com](mailto:kdulmer@hotmail.com)

**FOR SALE: Earlex 5500 HVLP Spray Unit** includes extra needle, cleaning kit, small tool box for parts, 1 gal & 1 quart Target Water Base Lacquer, 1 gal Target Water Base Sanding Sealer. **Now \$240.** All new & purchased for >\$400. Contact Bob Henry at (585) 323-1166 or [bbhnr@yahoo.com](mailto:bbhnr@yahoo.com)

**FOR SALE: LUMBER – Kiln & Air Dried Hardwoods (PA cherry, chestnut, maple, white oak, butternut, etc.)** and some softwoods available. Also Black Walnut and English Walnut slabs available. For more details, email Bud Millis at [emillis@twcnny.rr.com](mailto:emillis@twcnny.rr.com) or call (315) 297-7525.

**FOR SALE: Dry and fresh cut hardwoods and pine. Call for pricing.** Contact John Anderson (315) 408-6030 or [mscoolcows@aol.com](mailto:mscoolcows@aol.com)

### **Sharpening Services: Now Three Options**

❖ **Ken** of *All Around Sharpening Services* provides sharpening for knives, scissors & shears, wood working tools, saw blades, hand saws, drill bits, gardening tools,

axes, hatchets, and other items. The prices are very reasonable. He is located in Jordan but you can drop off your items for sharpening at the Baldwinsville Supply which is at 82 East Genesee St (aka Rt 31, just east of the railroad tracks). Ken's cell phone is (315) 689-3184 and his email is [sharpeningguy@twcnny.rr.com](mailto:sharpeningguy@twcnny.rr.com).

❖ One is run by **Gordon Scholfield** out of the storefront of Tweeter Feeders which is located on the east side of Route 57 just a half mile north of Route 31. His prices are reasonable. A price list is available at the service desk in the store. If you use his services, let us know.

❖ One is run by **Paul E. Hart** and is located at 7902 Kirkville Rd, Kirkville, NY 13082. The phone number is (315) 656-2899. Phyllis Radford noted that her father, Jim Kurtz, previously used the service. The prices depend upon the number of teeth and size of blades. He also sharpens hand saws and replaces tips on saws. If you use the service, please report back.

**Club Deal – Woodline** – 10% discount off advertised prices for all products. Call (800) 472-6950 to order and identify yourself as an SWWA member. Check [www.woodline.com](http://www.woodline.com) for product info. Password - **sawdust**

**Club Deal – Klingspor** – 10% discount off all non-powered merchandise in catalog. Call (800) 228-0000 and identify yourself as an SWWA member. Check [www.woodworkingshop.com](http://www.woodworkingshop.com) for product info.

**Memphis Hardwood Lumber** – Situated on the bank of the Old Erie Canal, over 40 species of domestic and exotic hardwoods. See [www.memphishardwoodlumber.com](http://www.memphishardwoodlumber.com) for more information. Custom engraving is also available. They are located at **6535 Church St, Memphis, NY** and open M-F 8am–4pm. Call for Sat. appointments. (315)689-3949

**Lakeshore Hardwoods** – Specializing in KILN DRIED hardwood for Cabinet Makers, Furniture Makers, Woodworkers, and Hobbyists. Many thicknesses and lengths available including thin stock and turning squares. Visit [www.lakeshorehardwoods.com](http://www.lakeshorehardwoods.com) for more information. Call Brian Leary at (315) 298-6407 for the **Main Store**, 30 minutes north, **just south of Pulaski at 266 Manwaring Road**. Open Mon-Thurs 8am-5pm, Fri 8am-4pm, & Sat 9am-2pm. Brian has a **Satellite Store** at 191 West Main St (Route 96) in Victor, NY (585) 869-5118. Open Tues-Fri 9am-5pm & Sat 9am-3pm.

**Snacks** – The club provides coffee and purchased snacks for meetings. **Don Vanderveer leads the hospitality committee but he can always need help! Please consider stepping up!** Your homemade goodies are always welcome but we welcome every food donation! For those of you who have generously brought food during the past year, we thank you. ✨



**Sawdust & Woodchips Woodworking Association**  
c/o Mrs. Barbara Raymond-LaPrease, President  
[barbchas@twcny.rr.com](mailto:barbchas@twcny.rr.com)  
3409 Patchett Road – Eight Acres Event Center  
Baldwinsville, NY 13027

TO:

## **NEXT MEETING**

**WHEN:** **Wednesday, May 3, 2017**  
*Swap Meet Setup at 4:45pm*  
*Swap Meet from 5pm to 6:45pm*  
*Business Meeting at 6:45pm*  
*Auction starts at 7pm*

**WHERE:** **Community Room @**  
**Belgium Cold Springs Fire**  
**Dept. Station One**  
7920 River Road  
Baldwinsville, NY 13027

**WHAT:** **ANNUAL SWAP MEET**  
**& AUCTION**

**DON'T  
FORGET**

***NO SHOW & TELL***

### **Directions from Syracuse & Suburbs to *Station One of Belgium Cold Springs Fire Dept.***

Take 690 West to John Glen Blvd. Take John Glen to RT 370/Cold Springs Road. Make a left at the traffic light. Travel 1 mile to River Rd ["Cold Springs"], turn right on River. Travel 2 miles to the firehouse. Park in the lot on the north side of the firehouse or on the streets (one side only). **DO NOT PARK IN FRONT OF THE FIREHOUSE DOORS.**

Alternate route – Take Rt 370 through Liverpool and when you cross over John Glenn Blvd, use directions above.

The website has a map and more directions. Check it out.

***See you there!***